

Customer: _____ Job Number: _____

COLOR SELECTIONS (chart m)

Rake, Eave Trim, Gutters (If Applicable): _____

*Downspouts, Jamb, Soffit, Corner Trim: _____

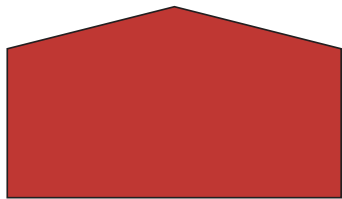
**Roof Color: _____ Wall Color: _____

Canopy Soffit Color: _____ Canopy Trim Color: _____

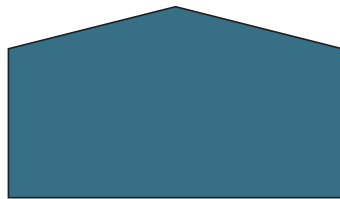
Accepted as Selected Above By: _____ Title: _____

Signature: _____ Date: _____

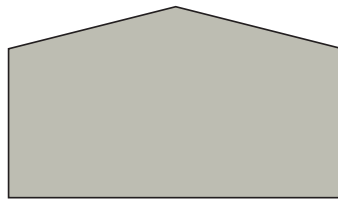
* Downspouts, Jamb, Soffit and Corner are Wall Color Unless Otherwise Noted
 ** Standard Roof Panels are GALVALUME Unless Otherwise Noted
 Actual Colors May Vary Slightly From Printed Samples



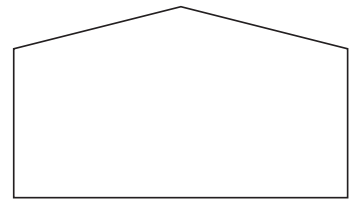
Crimson Red




Hawaiian Blue




Ash Gray



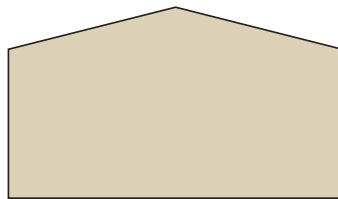
Polar White



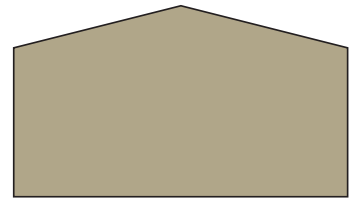
Koko Brown




Fern Green




Light Stone



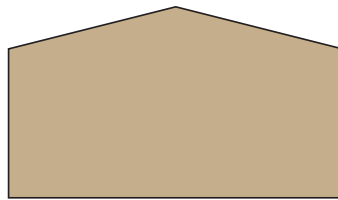
Desert Sand



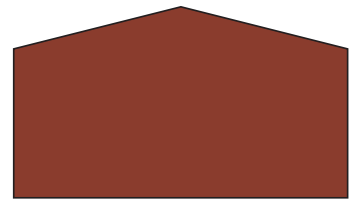
Cobalt Blue




Charcoal Gray




Saddle Tan



Rustic Red



Burnished Slate



Galvalume